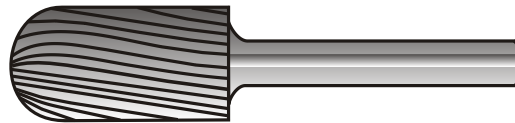
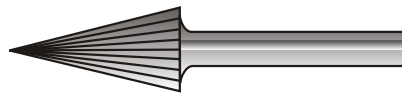


## Ball Nose Cylindrical Shape



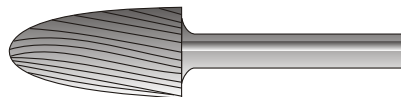
Ref No	Head Dia.	Head length	OAL	No of Teeth
H 2	6	25	65	14
H 40	8	20	60	20
H 31	10	20	65	22
H 32	12	25	70	24
H 9	12	30	70	20
H 5	12	30	70	20
H 28	15	30	70	28
H 30	6	20	60	10

## Conical With Pointed End Shape



Ref No	Head Dia.	Head length	OAL	No of Teeth
H 24	6	20	60	16
H 37	8	25	60	20
H 10	12	30	70	20
H 38	15	30	75	30

## Conical With Radius End Shape



Ref No	Head Dia.	Head length	OAL	No of Teeth
H 25	6	22	62	14
H 26	12	20	60	20
H 7	12	30	70	20
H 8	15	30	70	20

